



DRIVE ON DOCKS

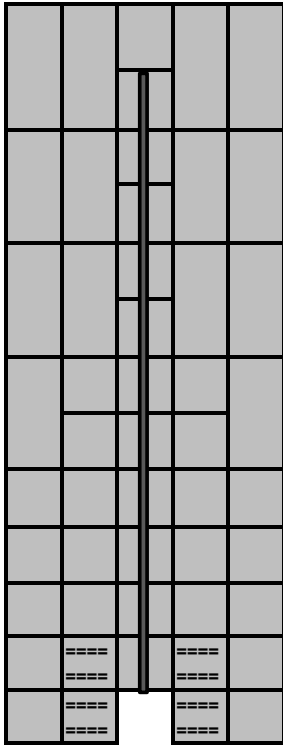
6.3m Drive on Docks

PLEASE NOTE - THE CONFIGURATION SHOWN
CAN BE INCREASED OR REDUCED
BY ANY NUMBER OF FLOATS (19" / 0.483m EACH)

VERSADOCK INTERNATIONAL LTD
80 Southampton Rd, Lymington, SO41 9GZ, UK
scott@versadockuk.com
Tel: +44 (0) 1590 683 500


option 1

width 7.9ft/2.4m



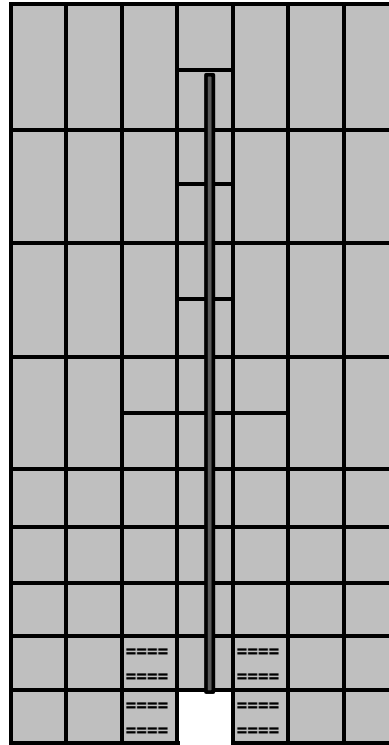
option 2

width 9.5ft/2.9m







option 3

width 11.1ft/3.4m



LEGEND

-  Double Full Float
-  Full Float
-  V Float
-  V Float (Flat side upwards)

- 21 full float
- 15 v-float
- 14 double float
- 24 connecting pins
- 46 ELC
- 70 Sliding nuts
- 8 Spacer discs
- 3 Rings

2 stiffening beams

POA

- 26 full float
- 15 v-float
- 18 double float
- 36 connecting pins
- 48 ELC
- 84 Sliding nuts
- 10 Spacer discs
- 3 Rings

2 stiffening beams

POA

- 31 full float
- 15 v-float
- 22 double float
- 48 connecting pins
- 50 ELC
- 98 Sliding nuts
- 12 Spacer discs
- 3 Rings

2 stiffening beams

POA